



At the heart of the image™

D5000™



Freedom of expression



Vari-angle Monitor
FUN

19 Scene Modes
EASY

NIKKOR Lenses + EXPPEED
BEAUTIFUL

Lens: AF-S DX NIKKOR 18-55mm f/3.5-5.6G VR • Image quality: NEF (RAW) • Exposure: Aperture priority mode, 1/320 second, f/8 • White balance: Auto • ISO sensitivity: 200 • Picture Control: Vivid

Discover the joy of Nikon. With ease.

Meet the D5000, a new breed of Nikon digital SLR camera. A wonderful blend of fun, simplicity, and beautiful image quality, the D5000 features an innovative Vari-angle monitor for an exciting new take on photographic expression. Combined with Live View shooting, this monitor gives you the ability to shoot from nearly any angle. And your creativity is not limited to still images — Nikon's D-Movie function lets you record richly detailed HD movie clips, too. There's also a dazzling array of shooting features to help you get great pictures, shot-after-shot. Add to this a superb 12.3-megapixel CMOS sensor working in tandem with Nikon's EXPPEED image processing system and watch your photos and movie clips come alive with all the stunning beauty for which Nikon is famous.

D5000

The D5000 is exclusively designed for use with NIKKOR AF-S and AF-I lenses that are equipped with an autofocus motor.





A monitor that puts a fun new twist on Live View shooting.

Flip it, tilt it, turn it, stow it. The new Vari-angle monitor adds a flexible dimension to Live View shooting, which vividly shows your subject in real-time. Now with this freely adjustable monitor, taking great shots and movie clips with Live View is easier and more enjoyable than ever.


Discover another way to see the world — Live View shooting with the new 2.7-inch Vari-angle monitor



Lens: AF-S DX NIKKOR 10-24mm f/3.5-4.5G ED • Image quality: NEF (RAW) • Exposure: Shutter priority mode, 1/1600 second, f/5 • White balance: Flash • ISO sensitivity: 200 • Picture Control: Portrait

When composing through the optical viewfinder is not an option, try Live View shooting via the 2.7-inch Vari-angle monitor. This crisp 230,000-dot monitor with 100% scene coverage gives you the freedom to hold the camera in a variety of positions, making it simple to shoot from dramatic and interesting new angles. Raise the D5000 high to shoot over crowds, or hold it close to the ground for a little creature's view of the world. Whatever perspective you choose, the Vari-angle monitor adjusts easily to accommodate your creative urges. And when you're finished shooting, the monitor can be tucked away with the LCD panel facing the camera back — the perfect way to protect the monitor against scratches and other damage.

From up high, down low, or to the side, the Vari-angle monitor lets you create bold compositions using perspectives you never thought possible.



High-angle and low-angle shooting

High-angle shooting is when you hold the camera high, and is especially useful for shooting over obstacles such as a crowd or fence. Low-angle shooting is the opposite. Holding the camera close to the ground lets you shoot from unusual perspectives for photos with an enchanting and sometimes startling look.

D-Movie

This is Nikon's digital movie shooting feature. D-Movie lets you take advantage of interchangeable lenses, one of the key benefits of SLR cameras. The wide variety of NIKKOR lenses gives you the tools to create movie clips with more dramatic visuals than conventional camcorders. D-Movie can also utilize Picture Control settings to create different moods.

More ways to view with Live View

The D5000 enhances Live View shooting by giving you a choice of different display views. Minimize displayed camera settings when you want an uncluttered view of the scene, or show vital information at a glance for situations requiring a comprehensive readout of settings. There is also a convenient grid display to aid in composition, and an edit display that allows you to quickly change settings without taking your eye off the shot.



Intelligent Live View autofocus modes capture the moment

Different types of photos require different focus strategies, and the D5000 has the right Live View autofocus mode for any occasion. Whether it's a unique expression, dynamic action, or a small object in a big composition, the four easily selectable modes help you stay focused for sharp results.

Subject tracking AF



New subject tracking autofocus "memorises" a moving subject — like a pet or face — then maintains focus on it.


Even if the subject momentarily leaves the frame...

... the D5000 automatically refocuses on it when it reappears without the need for additional user adjustments.



Note: Autofocus operation is interrupted while the camera is tracking the subject.

Face priority AF




Automatically detects up to five faces, then focuses on the one closest to the camera.

Normal area AF



Offers pinpoint precision when focusing on a small area — ideal when using a tripod.

Wide area AF



A good all-round choice for a variety of subjects, both moving and stationary. It is especially well-suited for handheld shooting.

D-Movie for memories that move

Make your memories come to life in all the breathtaking splendor of HD movie clips. D-Movie records beautiful videos with sound, expanding your range of creative options beyond still images. It also lets you take advantage of the large selection of NIKKOR lenses to obtain a variety of dramatic perspectives unavailable with typical camcorders. After shooting, you can watch movie clips on the D5000, download the movie clips for viewing on a PC, or connect to an HDTV via the built-in HDMI connector to share with family and friends.

Notes: • Autofocus cannot be used with D-Movie. • A tripod is recommended when shooting movies. • Movie samples can be found on the Nikon web site.



D-Movie file sizes
Choose from three different file types depending on usage: for photo sharing web sites and blogs 320 x 216 pixels; for viewing on PCs 640 x 424 pixels and; for viewing on HDTV 1,280 x 720 pixels.



Always the right shot with Scene Modes and fast autofocus.

Nikon technology brings out the best in every shot. Expanded Scene Modes — 19 of them — cover just about any shooting situation, automatically optimizing camera settings for a particular scene. Add in lightning quick autofocus and you have a combination that assures you never miss a memorable moment.

19 Scene Modes for any occasion

Take the guesswork out of tricky photo situations with Scene Modes. Simply turn the mode dial to SCENE and choose the mode that matches the subject. The D5000 does the rest, automatically adjusting exposure, image processing, Active D-Lighting and other settings for optimum results. Sample photos appear on the display to help you select the right shooting mode.



Silhouette

Lens: AF-S DX NIKKOR 18-55mm f/3.5-5.6G VR



Set the mode dial to SCENE and select additional Scene Modes with the command dial.



Child



Candlelight



Sports



Close up



Night portrait



Night landscape



Sunset



Portrait



Landscape



Food



Pet portrait



Low key



High key

Lens: AF-S DX NIKKOR 18-55mm f/3.5-5.6G VR



Without High key

Scene Modes

These are preset camera settings that cover a wide variety of shooting situations. Scene Modes allow the camera to simultaneously adjust a number of settings when you select the mode that matches the scene. This makes it easy to obtain great looking photos even in difficult shooting situations.

Autofocus Point

This is a precisely placed area in the viewfinder that the camera uses to determine focus. Digital SLR cameras have a number of autofocus points distributed in the viewfinder. Generally, these are selectable to allow focusing on subjects that are not in the middle of the frame.

Fast, precise 11-point autofocus system

Autofocus is a key function in any digital camera. The D5000 uses Nikon's reliable Multi-CAM 1000 autofocus sensor module for fast, accurate autofocus. Strategically arranged for outstanding coverage of both vertical and horizontal compositions, the diamond-shaped array of 11 autofocus points — with one precision cross-type point — handles nearly any shooting situation.



11 autofocus points provide crisp focus over a wide area.

Four autofocus modes keep photos looking sharp

The D5000 makes it point-and-shoot simple to acquire clear, tack-sharp photos when composing via the bright, informative optical viewfinder. Whether your subject is off-center, moving fast, or completely unpredictable, the D5000 has the right autofocus solution.

Single-point AF



Manually select an autofocus point with the multi-selector, compose, and shoot. This is a great way to maintain focus on static, off-center subjects.

Dynamic-area AF



Capturing fast moving subjects has never been easier. Select a focus area and the corresponding autofocus points combine to produce sharp results.

Auto-area AF



Unsure of what mode to use? Let the D5000 decide for you. It automatically changes autofocus modes depending on whether the subject is static or dynamic.

3D-tracking AF



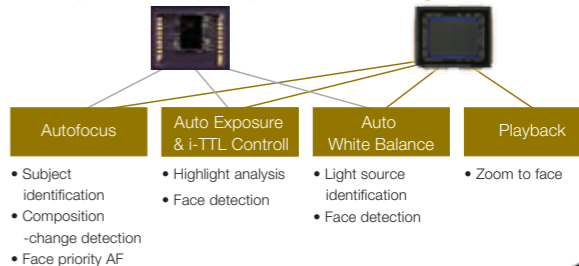
Select an autofocus point on a moving subject and the D5000 locks on, utilizing all autofocus points to keep the subject in sharp focus even as the composition changes.

Nikon Scene Recognition System

Because every photo opportunity is unique, the D5000 is equipped with Nikon's exclusive Scene Recognition System to effortlessly capture the beauty of every moment. This advanced technology uses a 420-pixel color sensor to analyze a composition. It then optimizes exposure, autofocus, and white balance over the entire scene immediately before the shutter is released, delivering sharp, wonderfully balanced images.

420-pixel Color (RGB) Sensor

Image Sensor



Quiet shooting keeps the peace

Some shots require a soft approach. That's why the D5000 is equipped with new Quiet Shooting mode — a great solution for capturing sleeping babies, classical concerts, or any other scene where silence is golden. This new mode noticeably reduces the sound of internal mechanisms when the shutter is pressed, helping you get the shot without disturbing the peace.



Quiet Shooting mode won't wake the baby.



Notes: • Scene Modes selected via the mode dial are: Portrait, Landscape, Child, Sports, Close up, and Night portrait.

• Scene Modes selected via the command dial when in Scene Mode are: Night landscape, Party/indoor, Beach/snow, Sunset, Dusk/dawn, Pet portrait, Candlelight, Blossom, Autumn colors, Food, Silhouette, High key, and Low key.



Cutting-edge technology delivers superior performance and unsurpassed beauty.

One shot, and you'll know it's all there. All the innovation and advanced engineering that makes Nikon synonymous with superlative photography. Nikon's fast EXPEED image processing system and world-renowned NIKKOR lenses team to make an unbeatable combination that will satisfy your every creative urge.

The excellence that is EXPEED

The result of Nikon's relentless pursuit of excellence and years of know-how, EXPEED image processing system delivers stunning images while maximizing camera performance. This new version of EXPEED — especially developed for the D5000 — works in tandem with the 12.3-megapixel CMOS sensor to produce finely detailed images that exhibit superb color reproduction and rich tonal gradation with minimal noise. Moreover, fast processing makes short work of power-hungry tasks like high-speed continuous shooting, Live View shooting, and Active D-Lighting, providing fast handling that many digital SLRs lack.




Lens: AF-S DX NIKKOR 18-55mm f/3.5-5.6G VR • Image quality: NEF (RAW) • Exposure: Aperture priority mode, 1/1.6 second, f/8 • White balance: Auto • ISO sensitivity: 800 • Picture Control: Vivid

12.3 megapixels of pure magic

A proven performer, Nikon's DX-format CMOS sensor with 12.3 effective megapixels records all the details of the original scene for breathtakingly lifelike photos. Shadows and highlights reveal exceptional details while a remarkably high signal-to-noise ratio vastly reduces noise — especially important when shooting at high ISO settings.

CMOS sensor



Creativity before the shot

Unleash your full creative potential with Picture Control, the easy way to modify the look of photos before you shoot. Six preset Picture Control settings — Standard, Neutral, Vivid, Monochrome, Portrait, and Landscape — enhance your creative options. You can even create your own custom Picture Control settings.



Portrait — Outstanding skin tones



Vivid — Excellent color contrast



Monochrome — Black and white images, including tints

Image Sensor

Image sensors in digital cameras act like film in traditional cameras, collecting light and transforming it into an image. The pixel count of an image sensor (measured in millions of pixels, or megapixels) is used as a basic guide in determining the amount of detail that can be captured.

ISO

This is a camera setting that is used to adjust the sensitivity of the image sensor to light. The higher the ISO setting, the more light-sensitive the sensor becomes. High ISO settings allow shooting in low-light environments and fast shutter speeds, but may increase image "noise". Low ISO settings produce images with minimal "noise" for enhanced image detail.

Active D-Lighting — What you see is what you get

High contrast settings — such as sunny beach and snow scenes — present special problems to photographers. Without additional lighting and close attention to exposure, shadows can block up and highlights wash out, eliminating subtle nuances of tone and detail. Active D-Lighting addresses this, automatically adjusting exposure in shadows and highlights to effectively expand the dynamic range for more optimally exposed images that better resemble the scene as you saw it.



With Active D-Lighting

Note: Matrix metering (default setting) is recommended when using Active D-Lighting.



Without Active D-Lighting

Extended ISO sensitivity

The D5000's normal ISO range of 200 to 3200 can be expanded to cover ISO 100 to 6400, letting you capture the natural ambience of a warmly lit room or vibrant street scene when the use of flash or tripod isn't an option. The extended sensitivity is also ideal for shooting sports, allowing fast shutter speeds to freeze action.



ISO 200

ISO 800

ISO 3200


Keeping dust down and out

Airflow control system



A specially engineered vent near the lens mount optimizes airflow to redirect dust that might otherwise adhere to the low-pass filter.

Image sensor cleaning mechanism



Powering the D5000 on or off automatically causes the low-pass filter to vibrate at four specific frequencies to free image-degrading dust. You can also activate cleaning manually.

Preventing dust from accumulating in front of the CMOS image sensor is essential for spot-free photos. That's why the D5000 incorporates Nikon's Integrated Dust Reduction System, a comprehensive solution that both prevents and removes dust particles. The system also comprises Nikon Capture NX 2 software (sold separately) for additional dust-reduction measures.

Let your creativity run wild with NIKKOR lenses

Get behind the D5000 and discover why photographers worldwide swear by the superior performance of NIKKOR lenses. For over 75 years, these legendary optics have satisfied the most discriminating professionals. Featuring outstanding sharpness, crisp contrast, and precise color reproduction, the wide selection of NIKKOR lenses — from fisheye and ultra wide-angle to super telephoto — set Nikon digital SLR cameras apart and empower you to experience the difference that superior optics can make to your pictures.

Note: The D5000 is exclusively designed for use with NIKKOR AF-S and AF-I lenses that are equipped with an autofocus motor.

NIKKOR



Playback and post-shooting convenience heighten your joy.

From shooting to playback, the D5000 represents a completely satisfying user experience. A host of friendly functions and tools let you view, organize, edit, and share photos and movies with extraordinary ease.

Versatile playback features


The different playback options of the D5000 are as enjoyable as they are practical. You can view photos one at a time or in batches of 4, 9, and 72. There is also a Calendar view that organizes images by shooting date and time. And for serious photo enthusiasts, the D5000 can display a histogram for each image. No matter which option you choose, the large, bright Vari-angle monitor enhances viewing pleasure.



In-camera creative fun

Make fast and easy adjustments to your photos in-camera with the D5000's full complement of editing functions. A total of 15 effects — like Color Outline, Perspective Control, and Fisheye — open up fascinating new avenues of creative expression without the need for a PC.

Soft Filter




A great way to add a smooth, unblemished look to faces. You can restrict this filter to faces, or apply it over the entire photo.

Color Outline



Creates an outline copy of the image by removing tones and colors. The copy can be then hand-colored.

Perspective Control



A useful tool that corrects the perspective of shapes for a more natural look. Ideal for correcting photos of buildings taken with the camera tilted up.

Retouching menu

D-Lighting • Red-Eye Correction • Trim (3:2, 4:3, 5:4, 16:9, and 1:1) • Monochrome (Black-and-White, Sepia, and Cyanotype) • Filter Effects (Skylight, Warm Filter, Red Intensifier, Green Intensifier, Blue Intensifier, Cross Screen, and Soft Filter) • Color Balance • Small Picture • Image Overlay • NEF (RAW) Processing • Quick Retouch • Straighten • Distortion Control • Fisheye • Color Outline • Perspective Control

Plug-and-play HDTV compatibility

Share photos and movie clips with family and friends in magnificent HDTV beauty. The built-in HDMI (High Definition Multimedia Interface) connector simplifies set up — just plug in an optional HDMI cable, adjust your TV then sit back and enjoy!

Note: When viewing via HDMI connection, the D5000's monitor cannot be used.



Nikon my Picturetown — Convenient on-line sharing

Show the world your creations with my Picturetown, Nikon's own image sharing and storage web site. Membership is free to Nikon digital camera owners and permits uploading up to 2 GB of photos and/or movies. Pay a small additional fee and get up to 200 GB of storage! my Picturetown supports JPEG, NEF (RAW), and D-Movie files.

* Availability and fee may vary depending on country.

my Picturetown
<http://mypicturetown.com>



ViewNX — Effortless image management

Bundled ViewNX software is the easy way to organize and edit photos. Compatible with both Windows and Mac, ViewNX provides a fast, simple way to handle basic JPEG and NEF (RAW) image management tasks. Attach labels to photos to facilitate searches, tweak exposure and white balance, or create your own Picture Control settings. ViewNX makes hassle-free management of even large numbers of photos a reality.

ViewNX (ver. 1.3)



Capture NX 2 — The finishing touch

Capture NX 2's easy-to-learn editing tools unlock image potential without degrading original image quality. This software is ideal for optimizing Nikon NEF (RAW) files as well as JPEG and TIFF images from most digital cameras. With award-winning U Point® technology, otherwise tedious editing procedures are streamlined, simplifying the path to beautifully finished images.

Features of Nikon Capture NX 2

- Point-and-click ease for complex image modification operations
- Auto Retouch Brush to quickly correct distracting or unneeded objects in photos
- Control for vignetting, color aberration, and distortion
- Creation and customization of Picture Control files

Capture NX 2



Note: System requirements for Nikon Capture NX 2 can be found at: <http://www.capturenx.com>

Your D5000 and superb NIKKOR lenses. A match made in heaven.

NIKKOR

Treat yourself to the wonders of the world through NIKKOR lenses. Incorporating Nikon's renowned optical technologies, the NIKKOR series includes a full complement of lenses for most any photographic application. Whether you are an aspiring pro or the casual point-and-shoot type, you'll appreciate the difference NIKKOR makes.

Note: The D5000 is exclusively designed for use with NIKKOR AF-S and AF-I lenses that are equipped with an autofocus motor.

Ultra wide-angle zoom for a bold, dynamic view

AF-S DX NIKKOR 10-24mm f/3.5-4.5G ED



Medium telephoto zoom captures sports and nature (with VR)

AF-S DX VR Zoom-Nikkor 55-200mm f/4-5.6G IF-ED




Standard lens for the "normal" look

AF-S DX NIKKOR 35mm f/1.8G



Micro lens for a close-up view of the world

AF-S Micro NIKKOR 60mm f/2.8G ED



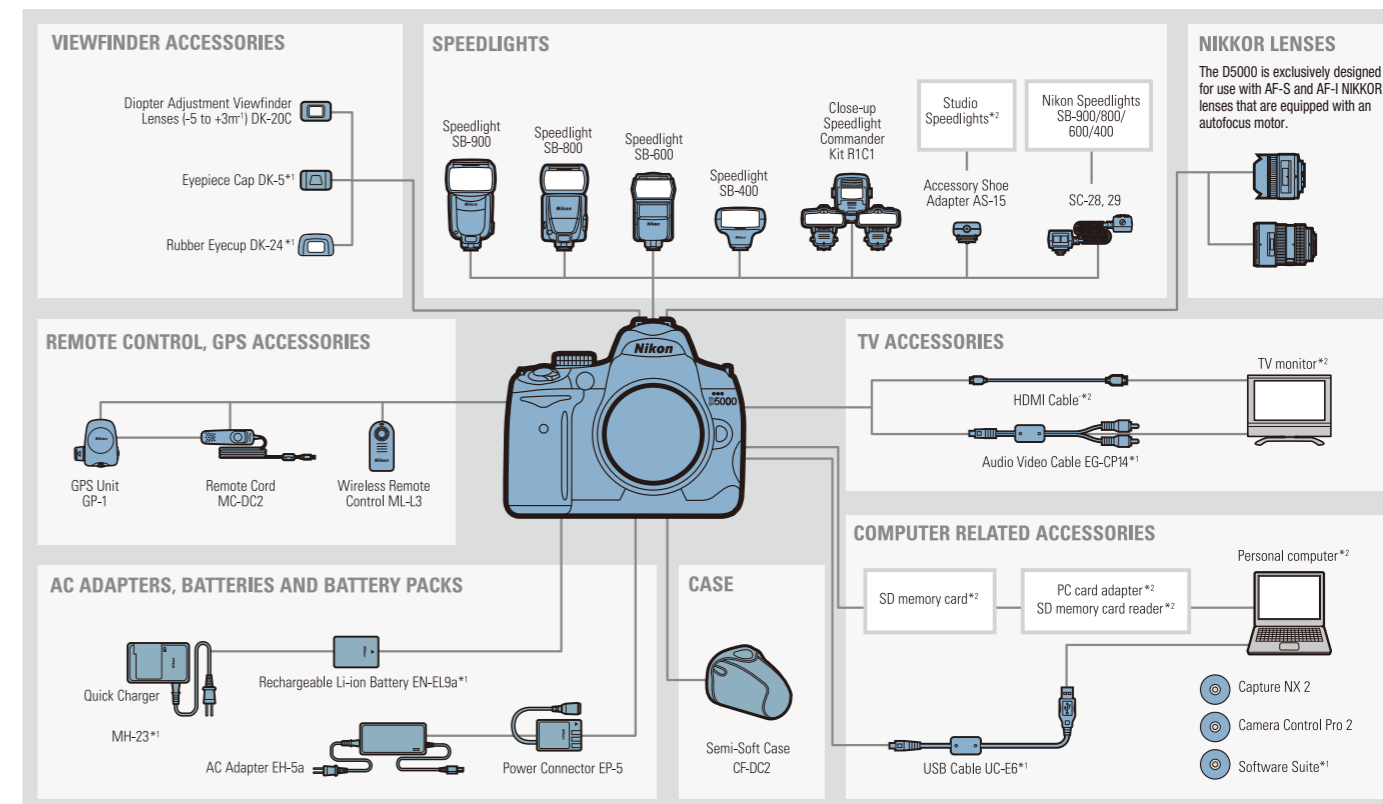
What does "f" mean in lens descriptions?

This refers to the maximum aperture of the lens. The aperture is an adjustable opening in the lens that determines how much light reaches the image sensor. The smaller the "f" number, the larger the opening and brighter the viewfinder.

What does "mm" mean in lens descriptions?

This refers to the focal length of the lens in millimeters (mm). Focal length determines the amount of magnification. The larger the "mm" value, the greater the magnification. Telephoto lenses have large "mm" values while wide-angle lenses have smaller ones.

System Chart



Nikon VR system — Lending a steady hand for sharper images

Blur caused by camera shake can turn a great shot into a fuzzy mess. Nikon's VR (Vibration Reduction) lenses solve this, allowing you to shoot handheld photos up to four stops slower* than when using lenses without VR. The results are crisp, sharp images under conditions that would normally require use of a tripod. Additionally, unlike in-camera vibration reduction systems, Nikon's VR is in the lens — a fact that significantly improves viewfinder imaging.

* Based on Nikon measurements



To the moon and beyond

The unsurpassed reliability and ultra-precision of Nikon cameras and NIKKOR lenses earned them a place in NASA's famed Apollo lunar landing and Space Shuttle projects. To this day, Nikon continues to be the photographic instrument of choice for explorers both on earth, and in the vastness of outer space. Every NIKKOR embodies this tradition, delivering peerless performance for photographers who demand only the best.

Optional accessories expand shooting possibilities



Speedlight SB-400
Enables highly-sophisticated flash photography.



Remote Cord MC-DC2
Handy for operating the shutter release when using a tripod.



GPS Unit GP-1
Adds geotags to your images showing longitude, latitude, altitude, and time.



Remote Controller ML-L3
For wireless shutter release operations.

Nikon Digital SLR Camera D5000 Specifications

Type	
Type	Single-lens reflex digital camera
Lens mount	Nikon F mount (with AF contacts)
Effective picture angle	Approx. 1.5 x lens focal length (Nikon DX format)
Effective pixels	
Effective pixels	12.3 million
Image sensor	
Image sensor	23.6 x 15.8 mm CMOS sensor
Total pixels	12.9 million
Dust-reduction system	Image Sensor Cleaning, Image Dust Off reference data (optional Capture NX 2 required)
Storage	
Image size (pixels)	4,288 x 2,848 [L], 3,216 x 2,136 [M], 2,144 x 1,424 [S]
File format	<ul style="list-style-type: none"> • NEF (RAW) • JPEG: JPEG-Baseline compliant with fine (approx. 1:4), normal (approx. 1:8), or basic (approx. 1:16) compression • NEF (RAW) + JPEG: Single photograph recorded in both NEF (RAW) and JPEG formats
Picture Control System	Can be selected from Standard, Neutral, Vivid, Monochrome, Portrait, Landscape; storage for up to nine custom Picture Controls
Media	SD memory cards, SDHC compliant
File system	DCF (Design Rule for Camera File System) 2.0, DPOF (Digital Print Order Format), Exif 2.21 (Exchangeable Image File Format for Digital Still Cameras), PictBridge
Viewfinder	
Viewfinder	Eye-level pentamirror single-lens reflex viewfinder
Frame coverage	Approx. 95% horizontal and 95% vertical
Magnification	Approx. 0.78 x (50 mm f/1.4 lens at infinity; -1.0 m ⁻¹)
Eye point	17.9 mm (-1.0 m ⁻¹)
Diopter adjustment	-1.7 to +0.7 m ⁻¹
Focusing screen	Type B BriteView Clear Matte screen Mark V with focus frame (framing grid can be displayed)
Reflex mirror	Quick-return type
Lens aperture	Instant return, electronically controlled
Lens	
Compatible lenses	<ul style="list-style-type: none"> • AF-S and AF-I NIKKOR: All functions supported • Type G or D AF NIKKOR not equipped with an autofocus motor: All functions supported except autofocus • Non-Type G or D AF NIKKOR not equipped with an autofocus motor: All functions supported except 3D color matrix metering II and autofocus • IX-NIKKOR and AF-NIKKOR for F3AF: Not supported • Type D PC NIKKOR: All functions supported except some shooting modes • AI-P NIKKOR: All functions supported except 3D color matrix metering II • Non-CPU: Autofocus not supported. Can be used in exposure mode M, but exposure meter does not function • Lens with maximum aperture of f/5.6 or faster: Electronic rangefinder can be used
Shutter	
Type	Electronically controlled vertical-travel focal-plane shutter
Speed	1/4,000 to 30 s in steps of 1/3 or 1/2 EV, Bulb, Time (with optional ML-L3 Remote Control)
Flash sync speed	X = 1/200 s; synchronizes with shutter at 1/200 s or slower
Release	
Release mode	[S] Single-frame, [C] continuous, [S] self-timer, [Q] quick-response, [2s] 2s delayed remote, [Q] quiet
Frame advance rate	Continuous high speed: up to 4 fps (manual focus, manual or shutter-priority auto exposure, 1/250 s or faster shutter speed; other settings at default values and memory remaining in memory buffer)
Self-timer	Can be selected from 2, 5, 10, and 20 s duration
Exposure	
Metering	TTL exposure metering using 420-pixel RGB sensor
Metering method	<ul style="list-style-type: none"> • Matrix: 3D color matrix metering II (type G and D lenses); color matrix metering II (other CPU lenses) • Center-weighted: Weight of 75% given to 8-mm circle in center of frame • Spot: Meters 3.5-mm circle (about 2.5% of frame) centered on selected focus point • Matrix or center-weighted metering: 0–20 EV • Spot metering: 2–20 EV
Range	(ISO 100 equivalent, f/1.4 lens, 68°F/20°C)
Exposure meter coupling	CPU
Exposure modes	Auto modes (auto, auto [flash off]), Advanced Scene Modes (Portrait, Landscape, Child, Sports, Close up, Night portrait, Night landscape, Party/indoor, Beach/snow, Sunset, Dusk/dawn, Pet portrait, Candlelight, Blossom, Autumn colors, Food, Silhouette, High key, and Low key), programmed auto with flexible program (P), shutter-priority auto (S), aperture-priority auto (A), manual (M)
Exposure compensation	±5 EV in increments of 1/3 or 1/2 EV
Auto exposure bracketing	3 frames in steps of 1/3 or 1/2 EV
Auto exposure lock	Luminosity locked at detected value with AE-L/AF-L button
ISO sensitivity	ISO 200 to 3200 in steps of 1/3 EV. Can also be set to approx. 0.3, 0.7, or 1 EV (ISO 100 equivalent) below ISO 200, or to approx. 0.3, 0.7, or 1 EV (ISO 6400 equivalent) over ISO 3200, ISO sensitivity auto control available
(Recommended Exposure Index)	
Active D-Lighting	Can be selected from Auto, Extra high, High, Normal, Low, or Off
Active D-lighting bracketing	2 frames
Focus	
Autofocus	Nikon Multi-CAM 1000 autofocus sensor module with TTL phase detection, 11 focus points (including 1 cross-type sensor) and AF-assist illuminator (range approx. 1 ft. 8 in.–9 ft. 10 in. / 0.5–3 m)
AF detection range	-1 to +19 EV (ISO 100 equivalent, 68°F/20°C)
Lens servo	<ul style="list-style-type: none"> • Autofocus: Instant single-servo AF (AF-S); continuous-servo AF (AF-C); auto AF-S/AF-C selection (AF-A); predictive focus tracking automatically activated according to subject status (AF-A) • Manual (M): Electronic rangefinder supported
Focus point	Can be selected from 11 focus points
AF-area modes	Single-point AF, dynamic-area AF, auto-area AF, 3D-tracking (11 points) AF
Focus lock	Focus can be locked by pressing shutter-release button halfway (Single-servo AF) or by pressing AE-L/AF-L button

Flash	
Built-in flash	Auto, Portrait, Child, Close-up, Night portrait, Party/indoor, Pet portrait modes: Auto flash with auto pop-up P, S, A, M, Food; Manual pop-up with button release
Guide number (ft./m) at 68°F/20°C	<ul style="list-style-type: none"> • At ISO 200: Approx. 56/17, 59/18 with manual flash • At ISO 100 equivalent: Approx. 39/12, 43/13 with manual flash
Flash control	<ul style="list-style-type: none"> • TTL: i-TTL balanced fill-flash and standard i-TTL flash for digital SLR using 420-pixel RGB sensor are available with built-in flash, SB-900, SB-800, SB-600, or SB-400 (when combined with matrix metering or center-priority metering) • Auto aperture: Available with SB-900, SB-800, and CPU lenses • Non-TTL auto: Supported flash units include SB-900, SB-800, SB-80DX, SB-28DX, SB-28, SB-27, or SB-22s • Range-priority manual: Available with SB-900 and SB-800
Flash modes	Auto, auto with red-eye reduction, fill-flash, auto slow sync, auto slow sync with red-eye correction, and rear curtain with slow sync
Flash compensation	-3 to +1 EV in increments of 1/3 or 1/2 EV
Flash bracketing	2 or 3 frames in steps of 1/3, 1/2, 2/3, 1, or 2 EV
Flash-ready indicator	Lights when built-in flash or SB-900, SB-800, SB-600, SB-400, SB-80DX, SB-28DX, or SB-50DX is fully charged; blinks for 3 s after flash is fired at full output in i-TTL or auto aperture modes
Accessory shoe	Standard ISO 518 hot-shoe contact with safety lock
Nikon Creative Lighting System (CLS)	Advanced Wireless Lighting supported with optional Speedlights SB-900, SB-800, or SU-800 as commander.
Sync terminal	Hot Shoe Sync Terminal Adapter AS-15 (optional)
White balance	
White balance	Auto (TTL white-balance with main image sensor and 420-pixel RGB sensor); 12 manual modes with fine-tuning; preset manual white balance, white balance bracketing
White balance bracketing	3 frames in steps of 1
Live View	
AF modes	Face priority AF, wide area AF, normal area AF, subject tracking AF
Focus	Contrast-detect AF anywhere in frame (camera selects focus point automatically when face priority or subject tracking AF is selected at the time of Live View shooting)
Movie	
Image size (pixels)	1,280 x 720/24 fps, 640 x 424/24 fps, 320 x 216/24 fps
File format	AVI
Compression format	Motion-JPEG, with monaural sound
Monitor	
LCD monitor	Vari-angle type, 2.7-in., approx. 230k-dot, TFT LCD, approx. 100% frame coverage, and brightness adjustment
Playback	
Playback function	Full-frame and thumbnail (4, 9, or 72 images or calendar) playback with playback zoom, movie playback, stop-motion movie playback, slide show, histogram display, highlights, auto image rotation, and image comment (up to 36 characters)
Interface	
USB	Hi-Speed USB
Audio video output	Can be selected from NTSC and PAL; images can be displayed on external device while camera monitor is on
HDMI output	Type C HDMI connector; camera monitor turns off when HDMI cable is connected
Accessory terminal	<ul style="list-style-type: none"> • Remote Cord MC-DC2 (optional) • GPS Unit GP-1 (optional)
Supported languages	
Supported languages	Chinese (Simplified and Traditional), Danish, Dutch, English, Finnish, French, German, Italian, Japanese, Korean, Norwegian, Polish, Portuguese, Russian, Spanish, Swedish
Power source	
Battery	One Rechargeable Li-ion Battery EN-EL9a
AC adapter	AC Adapter EH-5a (optional; requires EP-5 power connector)
Tripod socket	
Tripod socket	1/4 in. (ISO 1222)
Dimensions/Weight	
Dimensions (W x H x D)	Approx. 5.0 x 4.1 x 3.1 in. / 127 x 104 x 80 mm
Weight	Approx. 1 lb. 4 oz. / 560 g without battery, memory card, or body cap
Operating environment	
Temperature	32–104°F / 0–40°C
Humidity	Less than 85% (no condensation)
Accessories	
Supplied accessories (may differ by country or area)	Rechargeable Li-ion Battery EN-EL9a, Quick Charger MH-23, Eyepiece Cap DK-5, Rubber Eyecup DK-24, USB Cable UC-E6, Audio Video Cable EG-CP14, Camera Strap AN-DC3, Accessory Shoe Cover BS-1, Body Cap, Software Suite CD-ROM

- Microsoft and Windows are either registered trademarks or trademarks of Microsoft Corporation in the United States and/or other countries.
- Macintosh is a registered trademark or a trademark of Apple Inc. in the United States and/or other countries.
- The SD logo is a trademark of the SD Card Association.
- The SDHC logo is a trademark.
- PictBridge is a trademark.
- HDMI, the HDMI logo and High-Definition Multimedia Interface are trademarks or registered trademarks of HDMI Licensing LLC.
- Products and brand names are trademarks or registered trademarks of their respective companies.
- Images in viewfinders, on LCDs and monitors shown in this brochure are simulated.

Specifications and equipment are subject to change without any notice or obligation on the part of the manufacturer. April 2009

© 2009 Nikon Corporation Nikon symbol is a registered trademark of Nikon Corporation in Japan and the USA.



WARNING

TO ENSURE CORRECT USAGE, READ MANUALS CAREFULLY BEFORE USING YOUR EQUIPMENT. SOME DOCUMENTATION IS SUPPLIED ON CD-ROM ONLY.



Nikon Australia Pty Ltd. Unit F1, Lidcombe Business Park, 3-29 Birnie Avenue, Lidcombe NSW 2141, Australia www.nikon.com.au
Nikon Imaging Korea Co., Ltd. 12F The Korea Chamber of Commerce & Industry Bldg., 45 4ga Namdaemunro, Jung-gu, Seoul, 100-743 Korea www.nikon.co.kr
Nikon Canada Inc. 1366 Aerowood Drive, Mississauga, Ontario, L4W 1C1, Canada www.nikon.ca
Nikon Inc. 1300 Walt Whitman Road, Melville, N.Y. 11747-3064, U.S.A. www.nikonusa.com